

Matrix Reordering Methods for Table and Network Visualization

Appendix A: Algorithm Fingerprints Comparative Overview

Michael Behrisch¹, Benjamin Bach², Nathalie Henry-Riche³, Tobias Schreck⁴, Jean-Daniel Fekete⁵

¹Universität Konstanz, Germany

²Microsoft Research-Inria Joint Centre, France

³Microsoft Research, USA

⁴University of Technology Graz, Austria

⁵Inria, France

Appendix A: Algorithm Fingerprints Comparative Overview




Figure 1: Exemplified reordering results for Bipolarization.




Figure 2: Exemplified reordering results for RSERIONOLO.




Figure 3: Exemplified reordering results for RSERIONHC.




Figure 4: Exemplified reordering results for RSERIONGW.




Figure 5: Exemplified reordering results for RCorrplotSortingFPC.




Figure 6: Exemplified reordering results for RCorrplotSortingAOE.




Figure 7: Exemplified reordering results for RSeriationCHEN.




Figure 8: Exemplified reordering results for RSeriationPCA.




Figure 9: Exemplified reordering results for RSeriationMDS.




Figure 10: Exemplified reordering results for RSeriationBEA.




Figure 11: Exemplified reordering results for CuthillMcKee.




Figure 12: Exemplified reordering results for ReverseCuthillMcKee.




Figure 13: Exemplified reordering results for Multi-Scale.




Figure 14: Exemplified reordering results for Sloan.




Figure 15: Exemplified reordering results for RSeriationTSP.




Figure 16: Exemplified reordering results for RSeriationBEATSP.




Figure 17: Exemplified reordering results for MultipleFragment.